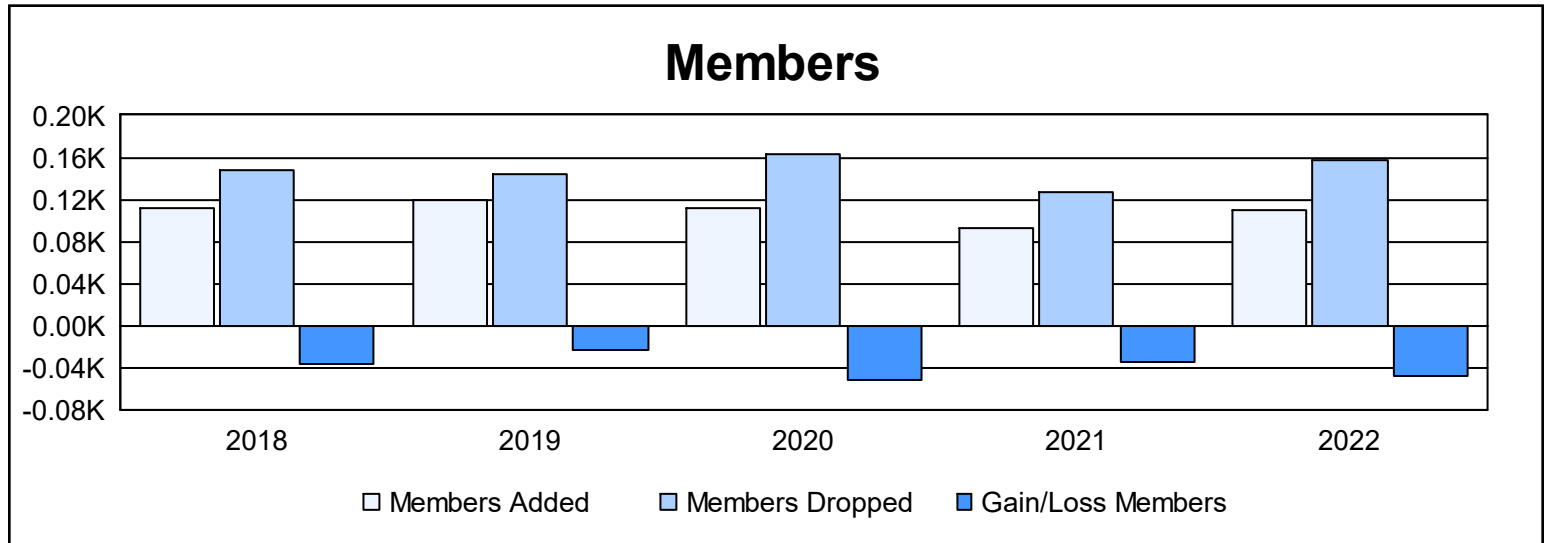
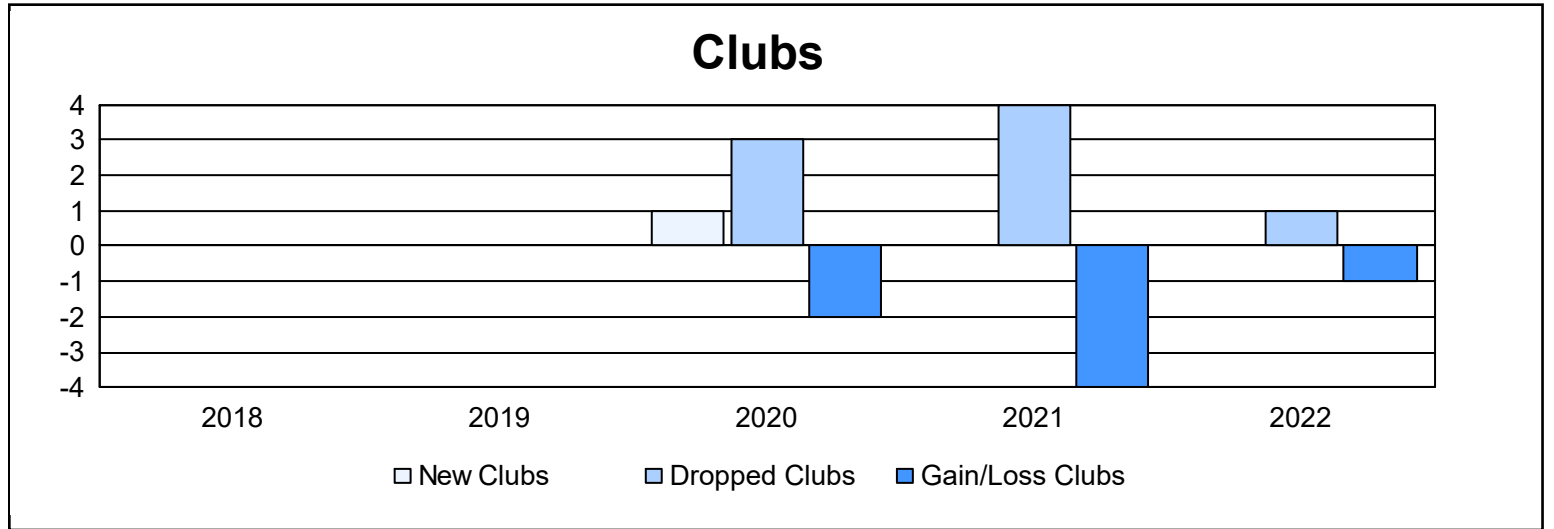
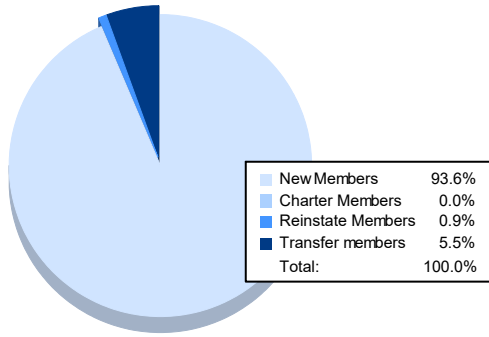


Year	New Clubs	Dropped Clubs	Gain/ Loss Clubs	New Members	Charter Members	Reinstate Members	Transfer Members	Total Member Added	Total Members Dropped	Gain/ Loss Members
2017-2018	0	0	0	96	1	4	10	111	147	-36
2018-2019	0	0	0	111	0	0	8	119	143	-24
2019-2020	1	3	-2	66	24	3	18	111	162	-51
2020-2021	0	4	-4	81	2	2	7	92	126	-34
2021-2022	0	1	-1	103	0	1	6	110	158	-48
<b>Average</b>	<b>0</b>	<b>2</b>	<b>-1</b>	<b>91</b>	<b>5</b>	<b>2</b>	<b>10</b>	<b>109</b>	<b>147</b>	<b>-39</b>



### Membership Composition June 2022 Cumulative



### Gender Composition June 2022 Cumulative

